




Series WBV/WV™

Residential Oil Boilers



- 1 Limit Control with Circulator Relay 2 High Efficiency Flame Retention Burner 3 Temperature-Pressure Gage
4 Insulated Jacket 5 Full Plate Swing-Out Door 6 Pressure Control 7 Probe LWCO

Series WBV/WV™ Boiler Features

- Up to 87.5% AFUE—ENERGY STAR® Efficient*!
- Residential, Oil-fired Boiler for Hot Water or Steam Systems
- Natural Draft (Chimney) Venting
- High Efficiency, Flame Retention Burners—Choice of Beckett, Carlin or Riello
- Cast Iron Sections—Factory Tested and Assembled with Steel Push Nipples
- Large Water Content, Wet Base Section Design—Ideal for Steam and Large Volume Hot Water Applications
- Rear or Top Flue Convertibility (certain models)
- Deluxe Insulated Enameled Steel Jacket—Reduces Boiler Heat Loss
- Full Plate Swing Out Door—For Quick and Easy Cleaning

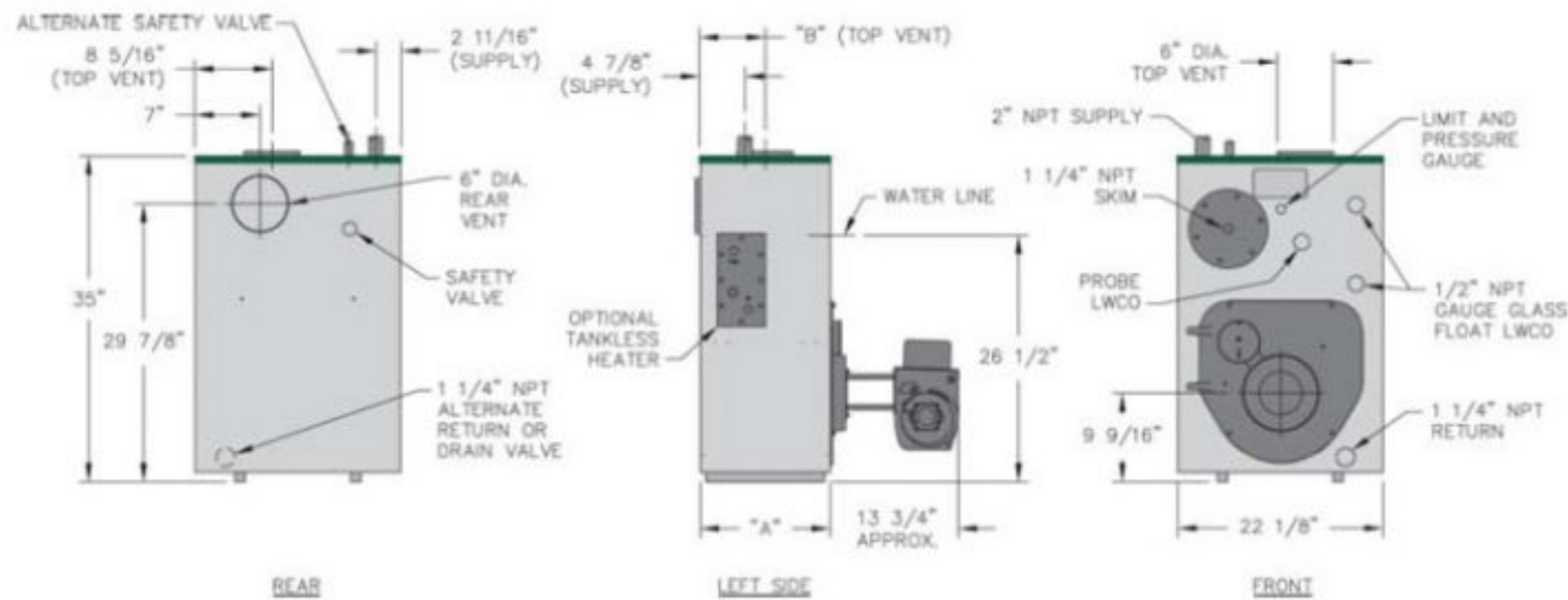
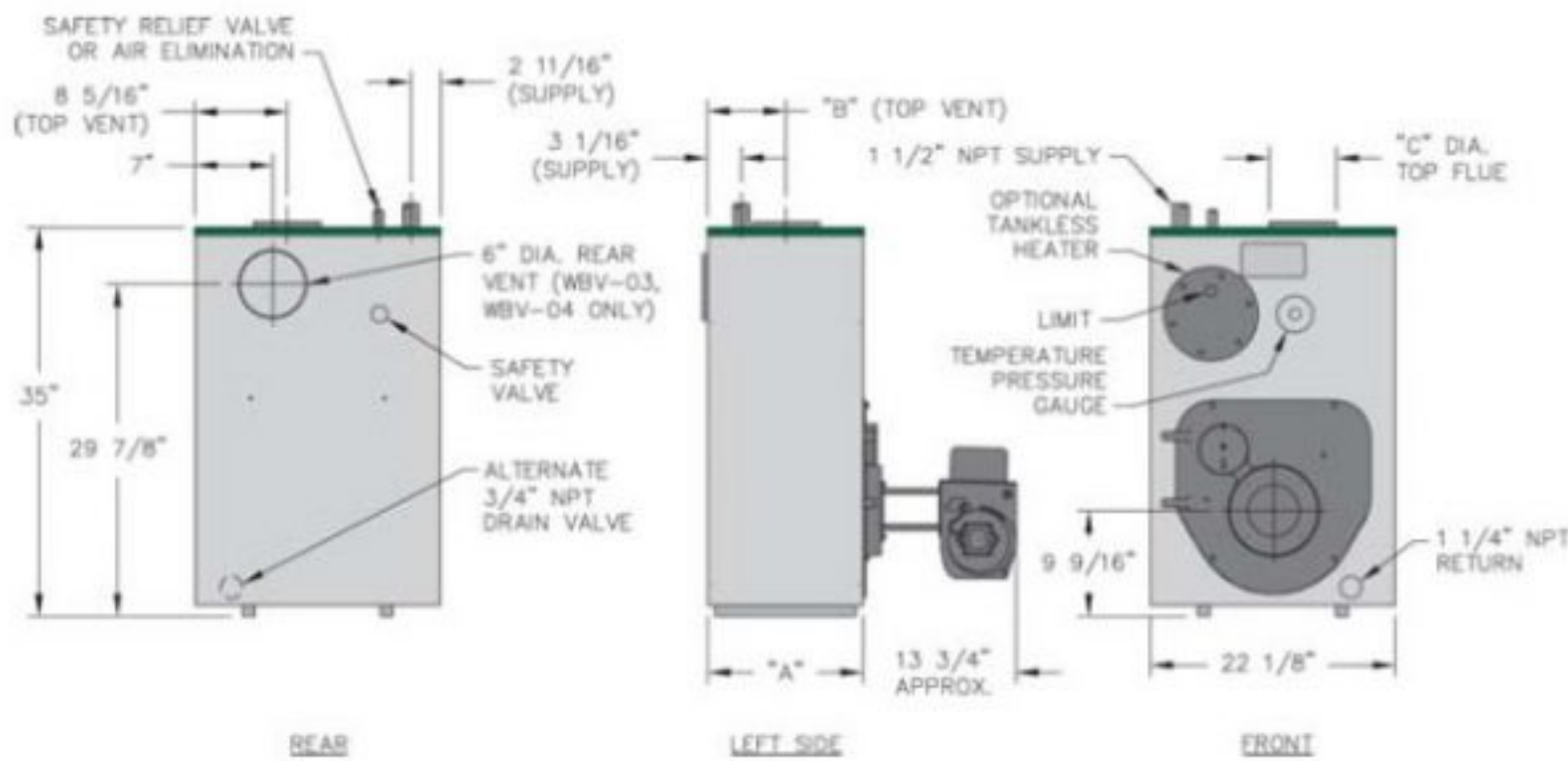
*certain firing rates

Standard Equipment

- > Honeywell Operating Controls
- > Taco Circulator (Water Boilers)
- > Probe Type LWCO and Skim Tapping (Steam Boilers)
- > Drain Valve
- > Top Cleanout
- > Built-in Air Elimination Baffle

All residential cast iron boilers include a full one-year warranty. A limited, lifetime warranty is provided for the cast iron sections of Peerless® residential hot water boilers. A limited, ten-year warranty is provided on the cast iron sections of residential steam boilers. Visit PeerlessBoilers.com for complete details.

Water



Steam

Boiler Dimensions

Boiler Model Number	Jacket Depth "A"	Rear of Jacket to c/l of Vent "B"	Vent Size Diameter "C"
WBV-03	14-1/8"	7-1/16"	6"
WBV-04	18-1/8"	9-1/16"	6"
WBV-05	22-1/8"	11-1/16"	7"

Crated Dimensions & Shipping Weights

Boiler Model Number	Length	Width	Height	Approximate Shipping Weight (lbs.)								
				Knockdown				Package				
				WPC	WPCT	WPCO	SP-SPT	WPC	WPCT	SP	SPT	
WBV-03	35"	40"	28-1/2"	39-3/4"	470	485	535	550	566	575	573	584
WBV-04	43"	40"	28-1/2"	39-3/4"	590	605	650	665	694	708	685	696
WBV-05	43"	—	28-1/2"	39-3/4"	710	725	—	—	805	813	—	—

Boiler Ratings

Series WBV/WV™										Water Content, Gallons		Minimum Stack Draft Required, in. W.C.
Boiler Model Number	Input		Heating Capacity ⁵ , MBH		Net I=B=R Ratings ⁴			AFUE ⁵ , %		Water	Steam	
	GPH ¹	MBH	Water	Steam	Steam, sqft	Steam, MBH ³	Water, MBH ²	Water	Steam			
WBV-03	0.60+0	84	75	—	—	—	65	87.5*	—	11.75	—	-.03
WBV-03	0.85	119	104	103	321	77	90	86.2*	84.8	11.75	12.00	-.04
WBV-03	1.05	147	126	124	388	93	110	85.0*	83.6	11.75	12.00	-.05
WBV-04	0.95+	133	117	—	—	—	102	87.0*	—	14.75	—	-.03
WBV-04	1.25	175	151	151	471	113	131	85.4*	85.3*	14.75	14.87	-.04
WBV-04	1.50	210	180	179	558	134	156	85.1*	84.3	14.75	14.87	-.05
WV-05†	1.75	245	212	—	—	—	184	85.5*	—	17.75	—	-.05
WV-05†	1.95	273	235	—	—	—	204	85.0*	—	17.75	—	-.06

* As an ENERGY STAR® Partner, PB Heat, LLC has determined that these firing rates meet the ENERGY STAR guidelines for energy efficiency.

† Top venting only.

+ Nozzles for these firing rates not provided as standard equipment. Consult factory for price and availability.

0 This firing rate can only be achieved with a Riello F-3 burner. Consult us for details.

1 Burner input based on No. 2 fuel oil with a heating value of 140,000 Btu per gallon.

2 Net I=B=R water ratings based on an allowance of 1.15.

3 Net I=B=R steam ratings based on an allowance of 1.333.

4 Consult factory before selecting a boiler for installations having unusual piping and pickup requirements, such as intermittent system operation, extensive piping systems, etc.

5 Heating Capacity and Annual Fuel Utilization Efficiency (AFUE) ratings are based on U.S. Government tests, with 13% CO₂ and -0.02" w.c. draft over fire. Before purchasing this appliance, read important information about its estimated annual energy consumptions or energy efficiency rating that is available from your retailer.

6 Chimney Size: 8" x 8" x 15 ft.



PeerlessBoilers.com



Printed on Recycled Paper

PeerlessBoilers.com

CUT-WBV R0 (4/11-16M)
Printed in U.S.A.

©2011 PB Heat, LLC. All rights reserved.